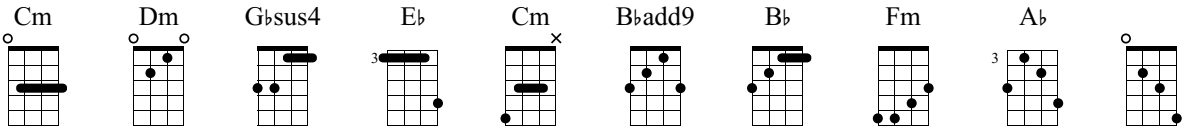


# Angie

## The Rolling Stones



Ukulele  
 Low G  
 ① = A ③ = C  
 ② = E ④ = G  
 ♩ = 60

Uke. *TH* *Cm* *Dm* *Gbsus4*

*i* *i p* *m i i i p m* *p i m m i p* *m i* *p i i m i i p* *i p* *m i*

2 4 3 3 0 0 1 3 0 2 0 3 0 2 1 4 1 2 4 1 2 0 4 2 1 1 3 4 3 1 1 1 3 1 3 1 1

Voc.

*Eb* *Cm* *Dm* *Gbsus4*

*p i m i p p p* *i i p a p* *p m i p* *m i p p a a a m m i* *p i m m i p* *m p i* *p i p p p i i*

1 0 4 3 3 3 3 2 4 3 1 1 4 0 1 1 3 1 1 1 1 4 3 0 2 1 4 1 1 2 0 3 1 1 1 2 1 3 1 3 1 0 3

*sl.* *sl.*

An- gie, An- gie When will those clouds all di-appear?

*Eb* *Cm* *Dm* *Gbsus4*

*p i m p* *sl. p i p* *m i p a a a m m i* *p m i m m i m p i* *p i p p p*

1 1 1 1 1 3 1 1 2 1 3 3 1 3 1 3 1 1 1 1 4 3 0 1 2 4 1 3 1 2 1 4 2 3 1 1 1 1 2 3 1 3 1

*sl.* *sl.*

An- gie, An- gie Where will it lead us from

uke. 13

**E<sub>b</sub>** **B<sub>b</sub>add9** **B<sub>b</sub>** **Fm** **Cm** **E<sub>b</sub>** **A<sub>b</sub>**

here? With no loving in our souls And no money in our coats You can't say we're satisfied

**B<sub>b</sub>** **Cm** **Dm** **G<sub>b</sub>sus4**

*sl.* *a a a a* *m m m m* *i i i* *p* *sl.* *p i* *m p* *i i p p p p*

Angie, Angie You can't say we never tried

**E<sub>b</sub>** **Cm** **Dm** **G<sub>b</sub>sus4**

*i p* *m p* *sl.* *p i p* *m i p* *a a a* *sl.* *m i* *m i* *p* *m i* *m m i* *p i* *p* *i i p p i i*

Angie, you're beautiful, yeah But ain't it time we said goodbye?

**E<sub>b</sub>** **Cm** **Dm** **G<sub>b</sub>sus4**

*p m* *p i p* *m i p* *a a a* *sl.* *m i* *p* *m i* *m m i* *p i* *p* *i i p p i i*

Angie, I still love you Remember all those nights we

uke. Eb Badd9 Bb Fm Cm Eb Ab

29 30 31 32

cried? All theams wheld so close Seemed to allgo up in smoke Letme whis- per inyour ear

Bb Cm Dm Gbsus4

33 34 35 36

An- gie, An- gie Wheravill it lead us fromhere?

Eb Cm G5 Bb

37 38 39 40

An- gie, An- gie Wheravill it lead us fromhere?

Eb Cm G5 Bb

41 42 43 44

An- gie, An- gie Wheravill it lead us fromhere?

ukc. *E<sub>b</sub>* *B<sub>b</sub>add9* *B<sub>b</sub>* *F<sub>m</sub>* *C<sub>m</sub>* *E<sub>b</sub>* *A<sub>b</sub>*

*m m m m m*  
*i p p p i p i p*

45 46 47 48

Oh, Angie, doyou weep All your kisses stillste sweet Ithatthat sad- ness inyour eyes

voc.

*B<sub>b</sub>* *C<sub>m</sub>* *D<sub>m</sub>* *G<sub>b</sub>sus4*

*sl. a a a a m m m*  
*mmmmmm i i i*

49 50 51 52

But Angie, An- gie Ain't time we saidbye?

voc.

*E<sub>b</sub>* *C<sub>m</sub>* *D<sub>m</sub>* *G<sub>b</sub>sus4*

*i p i p m*  
*p p i i i p p i p*

53 54 55 56

Yeah

voc.

*E<sub>b</sub>* *B<sub>b</sub>add9* *B<sub>b</sub>* *F<sub>m</sub>* *C<sub>m</sub>* *E<sub>b</sub>* *A<sub>b</sub>*

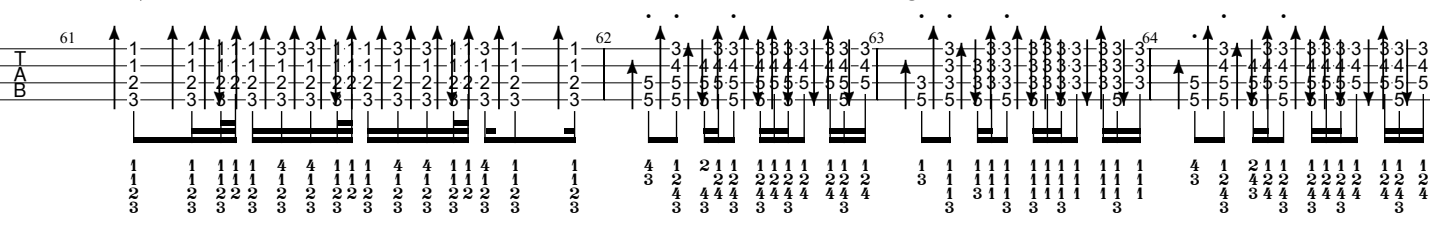
*H*


57 58 59 60

With no loving inour souls And no moneý inour coats Youan't say we're sa-tis- fied

voc.

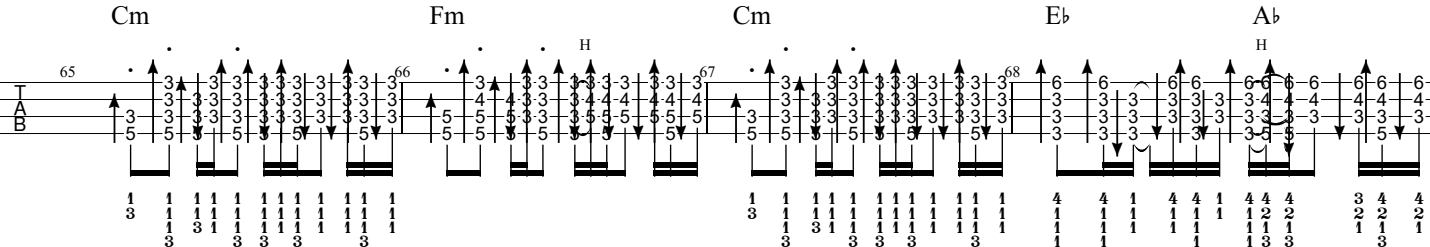
61 *B♭* 62 *Fm* 63 *Cm* 64 *Fm*


ukc. 

voc. 

But An-gie, I still love you a-bye Bye-bye look, I see you

65 *Cm* 66 *Fm* *H* 67 *Cm* 68 *E♭* *H*



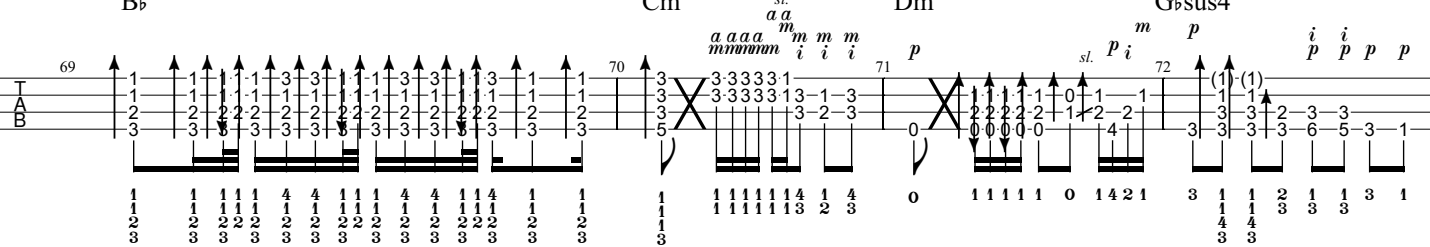



That ain't awoman that comes close to you Comon, ba-by, dry your eyes

69 *B♭* *Cm* *Dm* *G♭sus4*

70 *sl.*  
a a a a m m m  
m m m m m m i i i i

*p* 71 *sl.*  
p i m p  
*i p p p p*



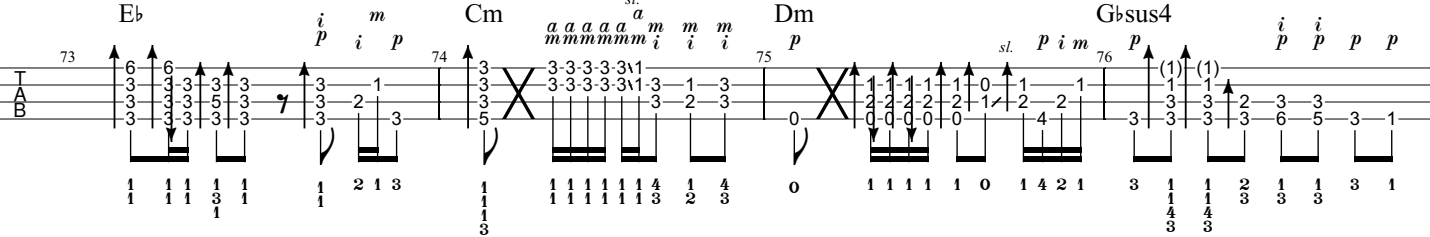



But An-gie, An-gie Ain't it good to be alive?

73 *E♭* *Cm* *Dm* *G♭sus4*

74 *sl.*  
a a a a a m m m m  
m m m m m m i i i i

*p* 75 *sl.*  
p i m p  
*i p p p p*





An-gie, An-gie They ain't say we never

uke. 77 Eb 78

The ukulele part for measures 77 and 78 is shown on a four-line staff with a treble clef. The key signature has one flat (E-flat). Measure 77 starts with a chord of E-flat major (indicated by 'Eb' above the staff) and contains a sequence of chords: E-flat major, D-flat major, C major, B-flat major, A major, and G major. The fingering for each measure is indicated by numbers 1-4 below the staff. Measure 78 contains a whole note chord of E-flat major. The vocal part is on a five-line staff with a treble clef and the same key signature. It features a melodic line starting on a quarter note, followed by a slurred eighth-note pair, and a dotted quarter note. The word 'tried' is written below the vocal staff.

voc. tried